



SQUADRON 65

Extend the luxury onto the high seas
with the impressive Squadron 65



Every. Perfect. Detail.

Take luxurious living to all the places you like to go

Arrive in style on-board the beautifully-crafted and carefully thought-through Squadron 65. It offers you the luxury and space you demand, without compromise. In fact, the stunning craftsmanship of this 65-footer impresses all who journey with you and whoever sees you pass by - especially now, with the signature, Alberto Mancini-designed windows sweeping across its hull.

Everything about the Squadron 65 epitomises refined, uncomplicated, single-floor living that's usually the territory of a much larger yacht - from the free-flowing saloon area to the the generously proportioned and well-equipped galley (both of which boast a newly-designed layout). And let's not forget the sumptuous furnishings, elegantly-expressed interiors, the full size fridge/freezer and the expansive dining table that comfortably seats six guests. What better way is there to enjoy the company of friends and family, than on this beautiful, floating 'apartment'?



Expansive, considered, beautiful

From the chopping board, to sink infill, to the handmade cabinetry and perfectly lacquered, hand polished paneling (incidentally with wood grains that painstakingly match across each piece), every detail of the Squadron 65 is finely crafted. The generous layout delivers bright, open, enjoyable space throughout.

- **Spacious flybridge with bar, icemaker, fridge and BBQ, forward lounging area, teak table and twin sunloungers (available with Hardtop as an optional extra)**
- **Additional seating on the foredeck with removeable sky canopy**
- **Single-level saloon, galley and dinette arrangement (newly redesigned layout)**
- **Lazarette or twin crew cabin with en suite and full-width aft glazing option**
- **Concealed shower to transom**
- **Mid master cabin with large en suite and separate shower and WC**
- **Sumptuous VIP guest cabin forward**
- **Large submersible bathing platform**
- **Chilled-water air conditioning**
- **Four cabins and three en suites or three cabin, three en suites and day head / utility area variants**
- **Utility Area (optional in lieu of port guest cabin)**
- **Gyroscopic stabilisation (optional)**
- **A choice of powerful engines:**
 - 2 x Caterpillar C18-1015 shaft drive, diesel with 1,015mhp each and a maximum speed of 30 knots
 - 2 x Caterpillar C18-1150 shaft drive, diesel with 1,150mhp each and a maximum speed of 32 knots
 - 2 x MAN V8 1200 shaft drive, diesel with 1,200mhp each and a maximum speed of 32 knots



The Squadron 65 – looks beautiful on the water,
accommodates you all beautifully onboard











Crafted by Fairline, designed by you with Yacht Division

To guide you through the best ways to personalise your Squadron 65, and help with the decision-making process, we'll fly one of our Yacht Division consultants to you wherever you are, anywhere in the world.

Our consultants are experts in their field and implicitly know how to interpret your vision. Through working closely with our design and production teams at the shipyard, our consultants have the latest developments and information at their fingertips to assist you in specifying your perfect yacht.

Our Yacht Division team are on hand throughout the build to advise about every aspect – from choosing the colour scheme, layout and finishes – and they'll be ready to welcome you to the shipyard should you wish to make a visit to see your dream turning into reality.


The path to ownership of your Squadron 65 is as thrilling as owning the yacht itself.





Grand proportions to stunning effect

- Length overall (inc. pulpit): 66'11" (20.41m)
- Length overall (exc. pulpit): 65'4" (19.92m)
- Beam (inc. gunwale): 17'2" (5.24m)
- Number of berths: 8 – 10
- Draught: 4'6" (1.37m) unloaded
- Height above waterline (inc. arch & nav. light mast): 25'6" (7.81m)
- Transport height: 18'6" (5.63m)
- Dry weight (approx.): 33.62 imp. tons / 37.65 US tons (34,160kg)
- Fuel capacity: 779 gallons / 936 US gallons (3,542 litres)
- Water capacity (inc. calorifier): 254 gallons / 305 US gallons (1,154 litres)



Deck Plan – Flybridge

The spacious flybridge has three distinct social areas – a forward cruising chaise longue and sunbed, aft-facing sunbeds and a seating/dining area.



Deck Plan – Main Deck

The long, wide single-level saloon allows guests to interact more freely and with the galley positioned at the heart of the yacht there is every opportunity to socialise with all those around you.

Lower Deck 3 Cabin with Day Head



Lower Deck 4 Cabin



Deck Plan – Lower Deck

The master cabin enjoys a spacious, open-plan en suite and the forward cabin features a floating bed design - both have substantial wardrobe and storage space.

Finally, everything else that goes into making the perfect yacht...

DECK

Anchor
 Anchor chain locker
 Anchor winch controls
 Calibrated anchor chain
 Deck wash outlets
 External covers to windscreen
 Fender set
 Fender stowage
 Full set of IMCO navigation lights
 Hot & cold water transom shower
 Moulded non-slip deck surface
 Recessed self-draining area on foredeck for coach-roof cushions
 Coach-roof cushions for forward sundeck
 Riding light
 Rigid swim ladder to bathing platform
 Rubbing strake
 Self-stowing Delta® anchor
 Stainless steel bow, spring & stern cleats
 Stainless steel bow fairleads
 Stainless steel grab rails on each transom wing
 Stainless steel handrails
 Stainless steel pulpit
 Starboard side access door
 Teak laid bathing platform
 Transom gate from cockpit to hi/lo bathing platform
 Twin horns
 Water fillers
 Windscreen washers

FLYBRIDGE & SECOND HELM POSITION

12V heavy duty weatherproof socket
 Adjustable/tilt steering wheel
 Adjustable bolstered helm seating
 Bilge pump switches with integral operating warning lights & audible alarms
 Bow thruster controls
 Chaise Longue on port & starboard sides with adjustable backrest
 Companion seating to helm
 Day beds
 Dedicated dining seating with dining table
 Drinks holders
 Echosounder & speedometer/distance log repeaters with sea water temperature read out
 Electronic single-lever throttle & gear controls for port & starboard engines
 Ensign & staff
 FAIRLINE EDITION melamine dinner service (24-piece, 6 place settings)
 FAIRLINE EDITION durable tumblers (set of 6)
 Flybridge access hatch
 Flybridge bar with refrigerator, icemaker, sink & electric griddle
 Furniture covers

High speed magnetic compass
 Instrument covers
 Large sunbathing area forward of helm position with non-absorbent foam-filled cushions
 MP3 connector with 100w amplifier
 Moulded non-slip deck surface
 Powered steering
 Radar arch/mast
 Remote anchor winch controls
 Remote control searchlight with controls at both helm stations
 Repeat autopilot controls
 Repeat flybridge engine instrumentation, controls & electronics
 Rudder position indicator
 Stainless steel handrails
 Storage unit housing waste bin
 Teak laid oversize flybridge steps
 Teak table
 Trim tab controls
 VHF radio incorporating intercom
 Waterproof speakers
 Wind-deflecting screen with grab rail

MAIN HELM POSITION

12V socket
 Access to deck via side door
 Adjustable/tilt steering wheel
 Bilge pump switches with integral operating warning lights & audible alarms
 Bow thruster controls
 Chart table & light
 Controls for engine bay fire extinguisher system
 Drinks holders
 Electronic single-lever throttle & gear controls for port & starboard engines
 Foghorn with siren & loudhailer facility
 Fuel gauges
 Full engine instrumentation including; tachometers, oil pressure gauges, temperature gauges, battery condition indicators, audible alarms & engine hour meters
 Garmin GHP 20 autopilot system with colour display
 Garmin 7400 series digital multi-function instrument system with colour display
 Garmin GMR 404 Open Array Radar (4ft, 4kW)
 Garmin GPS 17x Antenna
 Garmin GPSMAP® 6012
 Garmin VHF 300i marine radio
 High speed magnetic compass
 Mood lighting
 Powered steering
 Random teak floor
 Red night-light illumination to helm



THE SQUADRON 65 CUSTOM'S FULL SPECIFICATIONS CONTINUED

MAIN HELM POSIITON (CONT)

Remote anchor winch controls
 Rudder position indicator
 Searchlight controls
 Seat base stowage
 Trim tab controls
 Twin independent helm & co-pilot seats
 Remote anchor winch controls
 Rudder position indicator
 Searchlight controls
 Seat base stowage
 Trim tab controls
 Twin independent helm & co-pilot seats

ELECTRICAL SYSTEMS

230 - 240V 50Hz
 All 240V, 24V & 12V circuits (where applicable) protected by circuit breakers with main electrical load control panel
 Dimmer switches
 Fire shutdown system
 Heavy duty circuit breakers
 Isolating switches to all batteries
 Onan® 17.5 kW generator

12 Volt

Voltage dropper from domestic batteries

24 Volt

Batteries - 2 x heavy duty batteries exclusively
 Batteries - 2 x heavy duty batteries exclusively for port engine starting
 Batteries - 2 x heavy duty batteries exclusively for starboard engine starting
 Batteries - 4 x heavy duty batteries wired in parallel supply for domestic services & port engine starting
 Emergency battery coupling system permits each engine to start from opposite battery bank

240 Volt

Polarity check & earth leakage protection system
 Power points throughout the yacht (fed from shore power or generator)
 Regulated 75amp charger for domestic batteries
 Shore power supply
 Spare circuit breakers for optional equipment

AFT COCKPIT/TRANSOM

3 stage opening aft door
 12V heavy duty weatherproof socket
 Access hatch to engine room & lazarette
 Access hatch to optional aft crew cabin
 Aft cockpit enclosure covers
 Bathing platform lights
 Blue LED lighting to cockpit
 Boat hook
 Flybridge steps
 Flybridge access hatch
 Life raft stowage
 Manual bilge pumps
 Mooring warps
 Overhead handrail
 Teak laid floor throughout self-draining cockpit
 Teak table with 2 folding chairs
 Warp lockers
 White cockpit overhead lights

INTERIOR DECOR

Choice of interior finishes from the Amalfi, Capri, Hamptons or St Tropez interior styling ranges selected by the Fairline Interior Design Team

HULLFORM & CONSTRUCTION

All gel coat & glass fibre hand laid with unidirectional, biaxial & woven rovings
 Antifouling protection to hull
 Bow thruster
 Deep 'V' forward; 18° deadrise aft
 Design, layout & detailing by the Fairline Design Team
 Fire extinguisher
 Full length moulded spray deflectors
 Holding tanks with electric pump
 Hull/deck join bolted & bonded
 Hydraulic hi/lo bathing platform for tender launching & recovery
 Integrally moulded engine bearers
 Isophthalic gel coat backed by isophthalic resin-rich powder-bound glass mat
 Polyurethane foam cores throughout deck for strength & thermal insulation
 Propellers set in semi-tunnels allowing engines to be located further aft, reducing draught & improving efficiency with a reduced shaft angle
 Thermal insulation to forward cabin & upper deck roof space
 Transverse frames & longitudinal stringers throughout hull

MAIN SALOON

32" TV with Harman Kardon® entertainment system & wireless connectivity
 Drinks cabinets complete with 6 'Squadron' engraved lead crystal tumblers
 First aid kit
 Gold bullion venetian blinds
 Handrail
 LED ceiling lights
 Power lift TV feature
 Sideboard
 Sliding door to cockpit
 Sofa with storage lockers

DINETTE

2 cube stools
 Dining seating for 6
 Dining table with fold-out leaf
 Gold bullion venetian blinds

GALLEY

Avonite® work surface with covers
 Combination oven/microwave
 Crockery stowage
 Electric induction hob
 Extractor fan
 FAIRLINE EDITION china dinner service & cutlery set
 Fire extinguisher
 First aid kit
 Fridge Freezer
 Miele dishwasher
 Integrated waste bin
 LED ceiling lights
 Powerdrop window
 Random teak floor
 Refrigerator
 Stowage cupboards & drawers
 Timber cupboard doors
 Twin sinks with hot & cold mixer tap
 Work surface lights

THE SQUADRON 65 CUSTOM'S FULL SPECIFICATIONS CONTINUED

COMPANIONWAY

Storage or utility space

MASTER STATEROOM

32" TV with Fusion® AV700 & wireless connectivity
 Double bed with interior sprung mattress
 Drawers under bed
 Feature windows with opening portholes
 Full-height standing headroom
 Full length mirror
 Full set of Heirlooms® fine bed linen including pillows & duvet
 Gold bullion venetian blinds
 LED ceiling lights
 Reading lights
 Twin bedside tables
 Upholstered bedhead
 Vanity unit/bureau with chair
 Wardrobe with cedar linings

MASTER EN-SUITE

220V/240V shaving point
 Avonite® vanity unit with locker & twin basins with hot & cold pressurised water
 Electric silent-flush freshwater toilet
 Extractor fan
 Feature windows with opening portholes
 Full set of bathroom fittings
 Full standing height shower with hinged door
 Glass partition with venetian blinds
 Gold bullion venetian blinds
 LED ceiling lights
 Mirror
 Overhead lockers
 Random teak floor
 Shower tray automatic pump-out system
 Towel rail
 Towel set

FORWARD STATEROOM

Bedside stowage
 Double bed with interior sprung mattress
 Feature windows with opening portholes
 Full-height standing headroom
 Full length mirror
 Full set of Heirlooms fine bed linen including pillows & duvet
 Gold bullion venetian blinds
 LED ceiling lights
 Large hatch with flyscreen & concealed blinds to foredeck
 Reading lights
 Skylight with electric blinds
 Upholstered bedhead
 Wardrobes

FORWARD EN-SUITE

220V/240V shaving point
 Avonite® vanity unit with locker & basin with hot & cold pressurised water
 Electric silent-flush freshwater toilet
 Extractor fan
 Feature window with opening porthole
 Full set of bathroom fittings
 Full standing height shower with hinged door
 Mirror
 Random teak floor
 Shower tray automatic pump-out system
 Stowage locker
 Towel rail
 Towel set

STARBOARD GUEST CABIN

Bedside stowage
 Drawers under bed
 Feature windows with opening porthole
 Full length berths x 2 with high-comfort interior sprung mattresses
 Full length mirror
 Full set of Heirlooms® fine bed linen including pillows & duvets
 Gold bullion venetian blinds
 Hanging locker with mirror
 LED ceiling lights
 Lockers (mid-level)
 Reading lights
 Wardrobe

PORT GUEST CABIN

Full length bunks x 2 with high-comfort interior sprung mattresses
 Full length mirror
 Full set of Heirlooms® fine bed linen including pillows & duvet
 Gold bullion venetian blinds
 LED ceiling lights
 Opening porthole
 Reading lights
 Wardrobe

GUEST CABIN EN-SUITE

220V/240V shaving point
 Avonite® vanity unit with locker & basin with hot & cold pressurised water
 Electric silent-flush freshwater toilet
 Extractor fan
 Feature window with opening porthole
 Frosted porthole
 Full set of bathroom fittings
 Full standing height shower with hinged door
 Mirror
 Random teak floor
 Shower tray automatic pump-out system
 Stowage locker
 Towel rail
 Towel set

DAY HEAD

(optional in lieu of port guest cabin)
 Avonite® vanity unit with locker & basin with hot & cold pressurised water
 Electric silent-flush freshwater toilet
 Feature windows with opening porthole
 Full set of bathroom fittings
 LED ceiling lights
 Mirror
 Random teak floor
 Towel rail

Utility Area

(optional in lieu of port guest cabin)
 LED ceiling lights
 Random teak floor
 Space for two domestic appliances

AFT UTILITY ROOM

Aluminium opening portholes with flyscreen
 LED ceiling lights
 Power points
 Timber flooring
 Wet hanging area

AFT CREW CABIN

(Optional)
 220V/240V shaving point
 Access to en-suite bathroom
 Aft crew cabin access from cockpit with stairs
 Air conditioning
 Aluminium opening portholes with flyscreen
 Electric silent-flush freshwater toilet
 Fire extinguisher

THE SQUADRON 65 CUSTOM'S FULL SPECIFICATIONS CONTINUED

AFT CREW CABIN (CONT)

Full set of Heirlooms® fine bed linen including pillows & duvets
Full standing height shower with hinged floor tray
LED ceiling lights
Mirror
One fold-up berth & one fixed berth with drawers below
Power points
Random teak floor
Shower proof curtains
Sink with hot & cold mixer tap

ENGINES & STERNGEAR

Access through cockpit hatch
Automatic bilge pumps for forward bilge, engine bay & rudder bay with manual 'on' override
Automatic engine bay fire extinguisher system with warnings at both helms
Bow thruster
Dripless shaft seals
Electric engine bay fans
Electric trim tabs with cathodic protection
Engine bay lights
Engine room soundproofing
Exhaust overheat warning system
High capacity emergency manual bilge pump system with changeover valves
High corrosion-resistant TEMET shafts
Manganese bronze 'P' brackets
Manganese bronze propellers contra-rotating
Sea cocks on all inlets/outlets below waterline
Water cooled engine exhausts with through hull outlets

FUEL SYSTEM

Fuel balance pipe
High capacity water separators & fuel filters with audible alarms at lower helm
Individual fillers & vents to port & starboard
Twin alloy fuel tanks

FRESHWATER SYSTEM

Automatic, pressurised supply
Calorifier hot water system
Manual override switch at lower helm
Water tanks

WASTE WATER SYSTEM

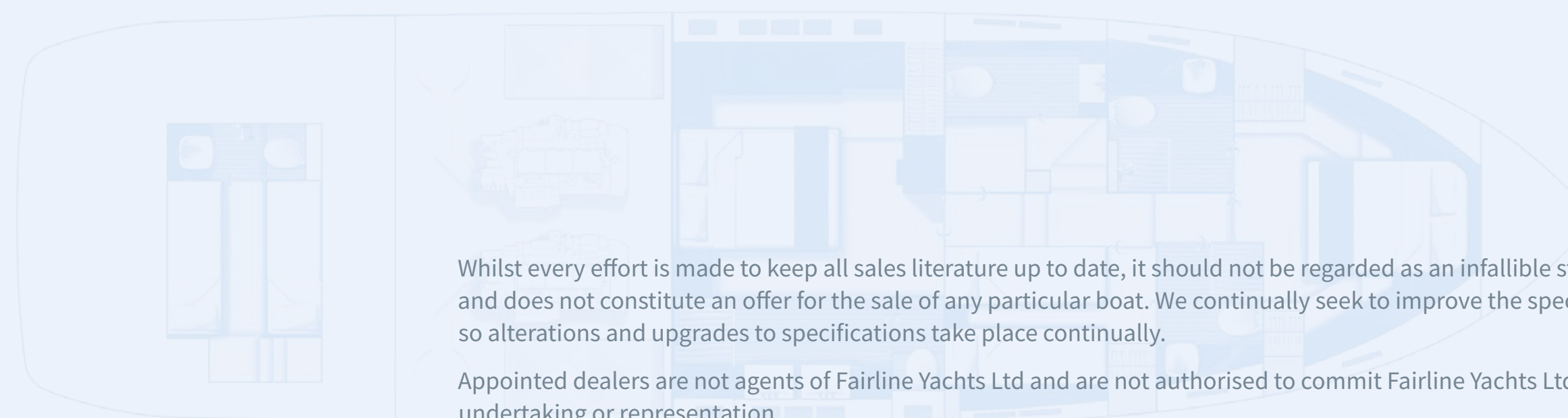
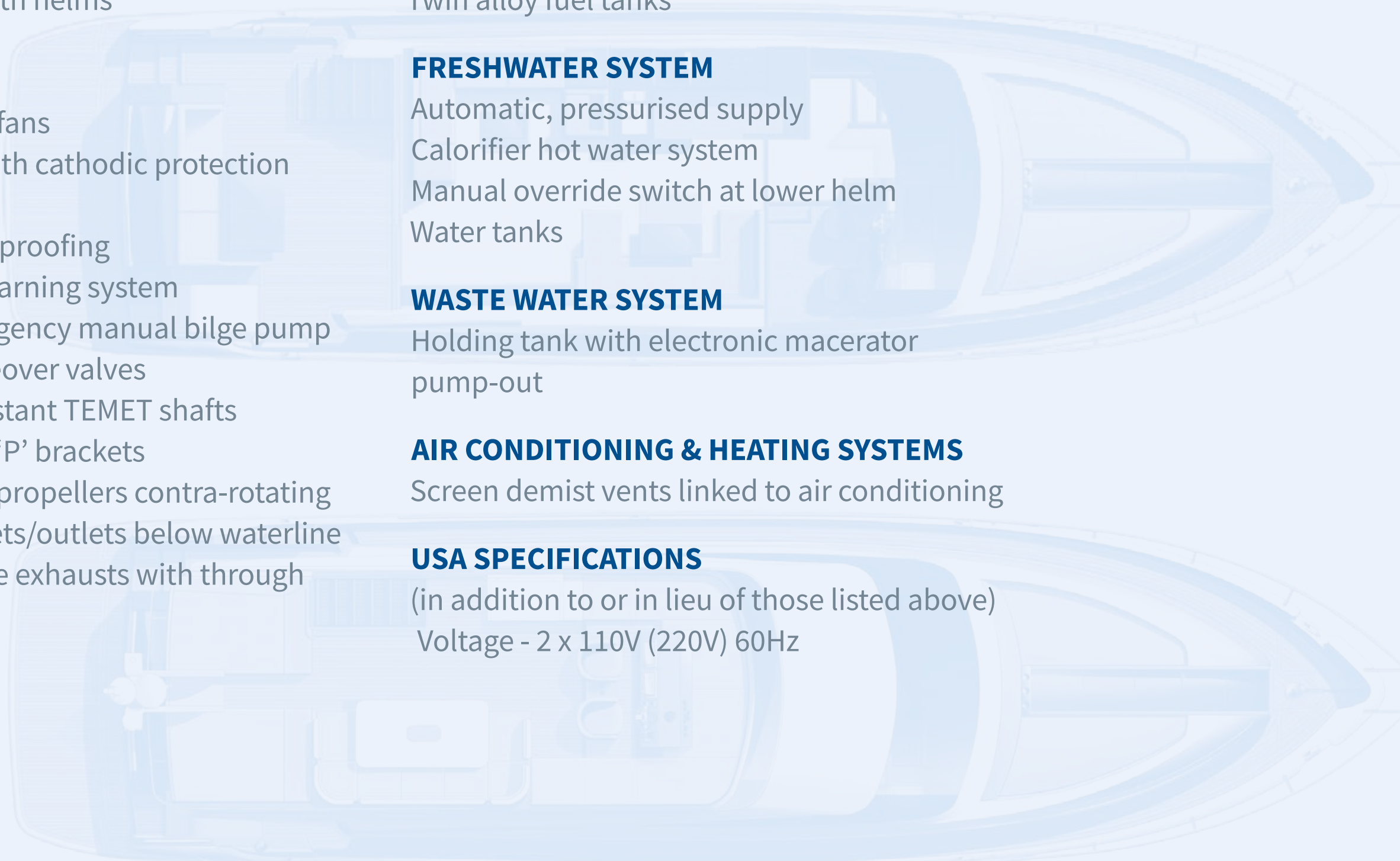
Holding tank with electronic macerator pump-out

AIR CONDITIONING & HEATING SYSTEMS

Screen demist vents linked to air conditioning

USA SPECIFICATIONS

(in addition to or in lieu of those listed above)
Voltage - 2 x 110V (220V) 60Hz



Whilst every effort is made to keep all sales literature up to date, it should not be regarded as an infallible statement of current specifications and does not constitute an offer for the sale of any particular boat. We continually seek to improve the specification and design of our boats, so alterations and upgrades to specifications take place continually.

Appointed dealers are not agents of Fairline Yachts Ltd and are not authorised to commit Fairline Yachts Ltd by any express or implied undertaking or representation.

Performance Figures: Power quoted in our literature for diesel inboard engines is crankshaft output.

Performance Estimates: Performance estimates are given in good faith, but are in no way guaranteed for any particular model. Dirt on the bottom of the boat, damage to the propellers, engine tuning, external water and air temperatures, and the weight of the crew, fuel and water carried can all adversely affect performance. For those and other reasons we can give no performance guarantees.



An unrivalled dealership network

Just like the many parts that make up one of our extraordinary yachts, so too are international dealers handpicked and perfectly placed to cover anything and everything you could want from Fairline (you can visit [fairline.com](https://www.fairline.com) for details of your nearest dealer).

Fairline Argentina
 Fairline Benelux & W. Germany
 Fairline Brazil
 Fairline Cala d'Or
 Fairline Cape Town
 Fairline Channel Islands
 Fairline Chertsey
 Fairline Chesapeake
 Fairline China
 Fairline Colombia
 Fairline Costa Blanca

Fairline Côte d'Azur
 Fairline Croatia
 Fairline Cyprus
 Fairline Denmark
 Fairline Eastbourne
 Fairline Finland
 Fairline Florida
 Fairline Greece
 Fairline Hong Kong
 Fairline Ibiza
 Fairline India

Fairline Indonesia
 Fairline Israel
 Fairline Italia
 Fairline Japan
 Fairline Korea
 Fairline Malta
 Fairline Marbella
 Fairline Menorca
 Fairline Mexico
 Fairline Middle East
 Fairline Monaco

Fairline Morocco
 Fairline New South Wales
 Fairline New York
 Fairline New Zealand
 Fairline North Mallorca
 Fairline Norway
 Fairline Philippines
 Fairline Poland
 Fairline Portugal
 Fairline Queensland
 Fairline Russia

Fairline Singapore
 Fairline Sotogrande
 Fairline South Africa
 Fairline South Mallorca
 Fairline Southampton
 Fairline Sverige
 Fairline Switzerland
 Fairline Thailand
 Fairline Turkey
 Fairline Victoria
 Fairline Western Australia

